

OXI-TREAT +

Heavy Duty Acid Cleaner



DESCRIPTION: OxiTreat+™ formulated with latest, cutting edge **ACTIVEPLUS™** technology, is a professional grade, fast acting, concentrated acid cleaner, degreaser and commercial grade disinfectant. Formulated to kill odours, disinfect, sanitise plus remove in ground dirt, grout haze, light epoxy grout haze, cement smear, efflorescence, pencil, rust, grime, soap scum, bore water stains, mould & mildew. Helps inhibit mould growth. Ideal for areas that have been neglected or subject to heavy use. For indoor, outdoor, domestic & commercial areas e.g. hotels, shopping centres, resorts, restaurants, apartments etc Safe for food floor preparation areas.

SURFACE USE: For acid resistant surfaces including Porcelain and Ceramics Tiles, Pavers, Mosaics, Terracotta, Engineered Stone, Acid Resistant Natural Stone e.g. Bluestone, Granite, Sandstone etc.

TEST FIRST: Always test first in an inconspicuous area to determine ease of application, dilution rate, colour stability and desired results. End user must determine suitability of product for their own use.

PRECAUTIONS & SAFETY DIRECTIONS:

1. Read entire label, SDS and technical bulletin before using;
2. Wear appropriate gloves, skin and eye protection;
3. Do NOT breathe fumes, mist, vapours or spray or kneel in product;
4. Use when surface temperature is between 4°C & 32°C;
5. Do NOT allow contact with acid sensitive surfaces;
6. Do NOT mix in metal containers or with other chemicals;
7. May affect dark grouts, grout colorants & polished surfaces;
8. Hard surface disinfectant only. Do NOT use on skin;

HOW TO DILUTE & USE:

Always add **OXITREAT+** to clean water to prevent splashing.

1. Sweep, vacuum, or wipe surface;
2. Dilute depending on cleaning requirements;
 - **LIGHT CLEANING + DISINFECTING**
RATIO 1:20 - 1 part OxiTreat+ to 20 parts water.
(200ml OxiTreat+ to 3800ml water = 4 litres cleaner)
 - **MODERATE CLEANING + DISINFECTING**
RATIO 1:10 - 1 part OxiTreat+ to 10 parts water.
(370ml OxiTreat+ to 3630ml water = 4 litres cleaner)
 - **HEAVY DUTY CLEANING + DISINFECTING**
RATIO 1:5 - 1 part OxiTreat+ to 5 parts water.
(670ml OxiTreat+ to 3330ml water = 4 litres cleaner)
 - **EXTREME CLEANING + DISINFECTING**
RATIO 1:2 - 1 part OxiTreat+ to 2 parts water.
(1.30L OxiTreat+ to 2.70L water = 4 litres cleaner)
3. Carefully apply diluted solution to surface;
4. Allow minimum dwell time of 10 minutes;
5. **DON'T ALLOW PRODUCT TO DRY ON SURFACE - ADD MORE;**
6. Scrub with a white nylon pad, scrub brush or scrub machine;
7. Remove the dirty solution with a wet vac or mop;
8. Rinse thoroughly with clean water;
9. Repeat the process as necessary.


LIMITATIONS:

- Badly stained grout may require re-grouting or re-colouring with **Colour'N'Seal**;
- Refer to www.sealersplus.com.au for appropriate stain removal or problem solving product.

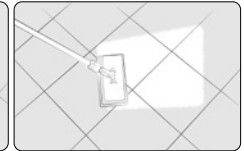
HOW TO USE QUICK GUIDE:



Dilute depending on cleaning requirements



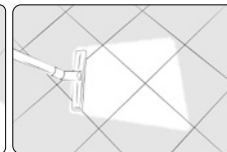
Apply diluted solution to the surface



After the appropriate dwell time, scrub surface



For dirty grout joints, scrub with a grout brush



Remove dirty solution with a wet vac then rinse



Surface is now clean and disinfected

HANDLING, STORAGE & CLEAN UP:

- Close container tightly after each use and keep upright;
- Store locked up in original container in a well ventilated cool area and protect from sunlight;
- Do not re-use container. Rinse and discard in rubbish;
- Clean tools and clothing with water before they dry;
- Use before USE BY DATE. Use beyond that time does not necessarily mean the product is not usable. Do a small test area first;

FIRST AID: Immediately Contact Poisons Centre (Australia Ph: 131-126, NZ Ph: 0800 764-766) or a doctor. Ingestion: Rinse mouth. Do NOT induce vomiting. Eyes: Rinse cautiously with water for several minutes Remove contact lenses if present and easy to do. Continue rinsing. Clothes: Remove contaminated clothing and wash before use; Skin & Hair: Wash with plenty of soap and water. Inhalation: Remove victim to fresh air & keep at rest in a comfortable position for breathing; General: If any irritation persists get medical advice.

MADE IN AUSTRALIA

PRODUCT WARRANTY - SEALERS PLUS (A Division of Aqua-Seal STS™) "The Manufacturer" warrants to the original purchaser of its products that such products are free from manufacturing defect and does not warrant or guarantee the workmanship performed by any person or firm installing its products. The manufacturer's obligation under this warranty is limited solely to the original purchaser and solely shall be limited to the replacement of the product sold or refund. This warranty will not extend to any product which has been modified in any way or which has not been used in accordance with the printed instructions. The manufacturer makes no other warranties either expressed or implied. The end user must determine the suitability of the product for their intended use. **ALWAYS READ ENTIRE LABEL, SDS & TECHNICAL BULLETIN BEFORE USE & TEST FIRST.**



SEALERS PLUS (A DIVISION OF AQUA SEAL STS)

P: +61 2 9521 4000 - Mon - Fri 9.00am-4.00pm

E: sales@sealersplus.com.au www.sealersplus.com.au



© Copyright June 2021